

Instagram

You can do this!

> 1 billion user
+ you

Download App

- ★ Use your phone!
- ✓ App Store
- ✓ Google Play Store or
- ✓ Microsoft Store

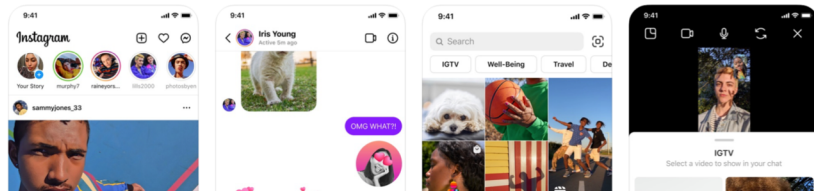
App Store Preview

This app is available only on the App Store for iPhone.



Instagram 12+
Instagram, Inc.
#2 in Photo & Video
★★★★★ 4.8 • 19.8M Ratings
Free • Offers In-App Purchases

iPhone Screenshots



Choose Username and Picture

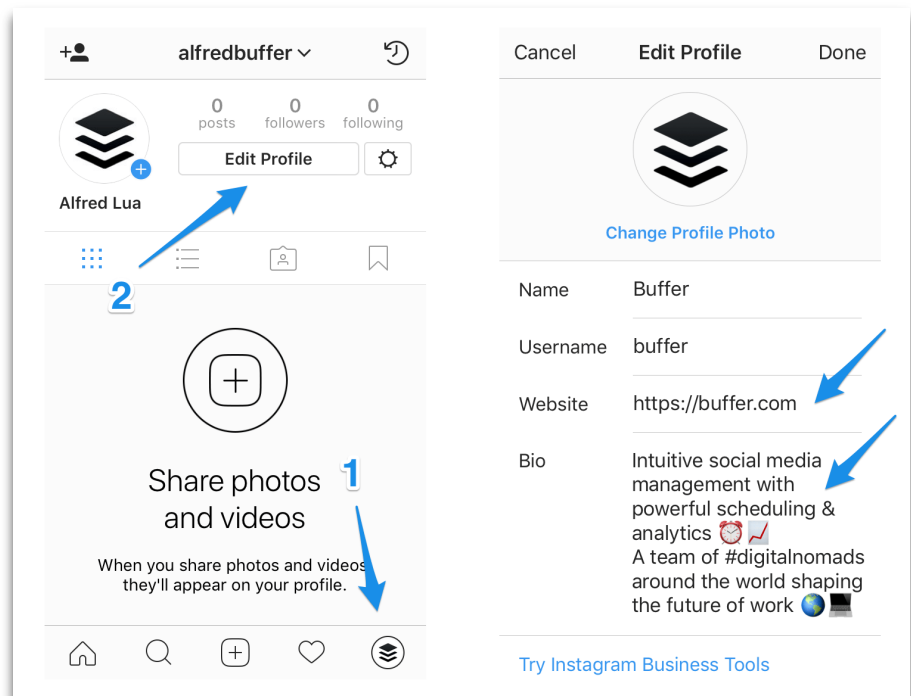
- ★ You will be prompted by the app
- ★ Photo will be displayed as a circle
- ★ Keep it in the center of your image



Profile Information

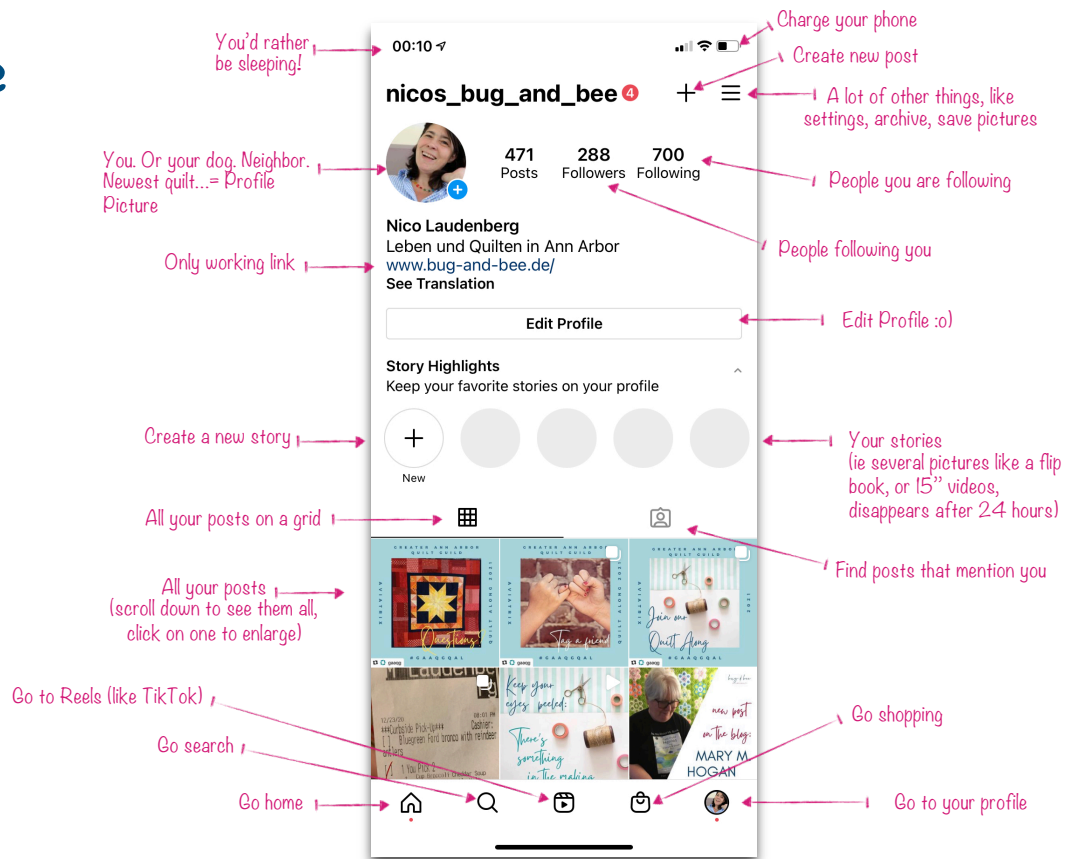
You will not be prompted!

- Go to your profile (round icon on the bottom, far right, [see 1](#))
- Hit 'Edit profile' ([see 2](#))
- The two fields to fill out is your website and your bio. If you would like to change your Instagram username (i.e. @username), you can do this here.
- Bio is only place where links will work
- You are all set!



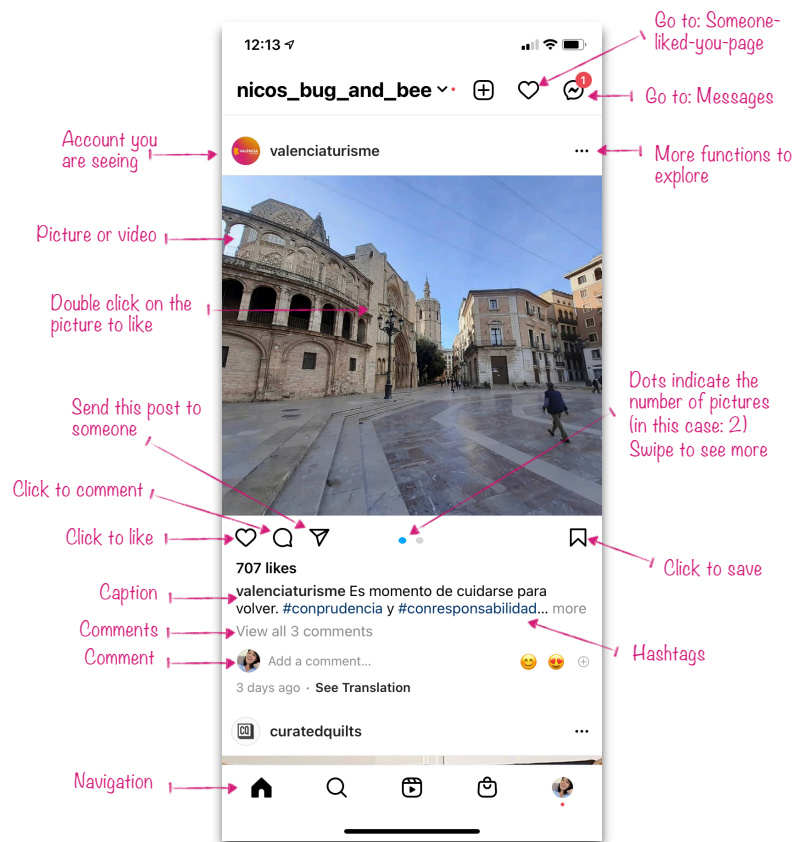
Instagram Profile Page

- This is what an Instagram profile looks like:



Other Folks' Posts

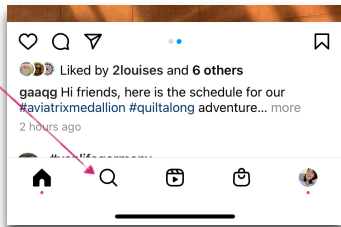
- This is what they look like for you:
- You can
 - Like
 - Comment
 - Send
 - Swipe if there is more than one picture
 - Safe



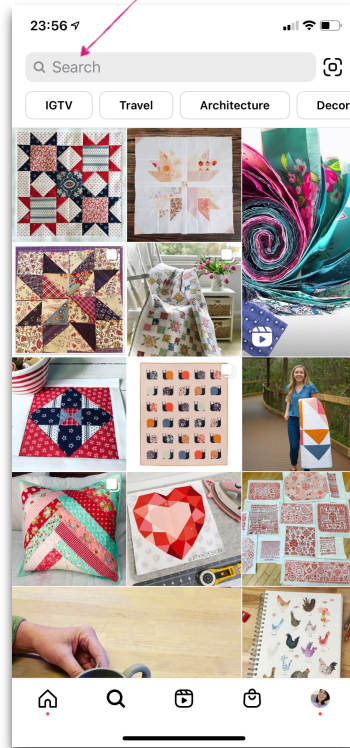
Search

- ✓ Friends
- ✓ Hashtags
- ✓ Places
- by clicking the magnifier icon

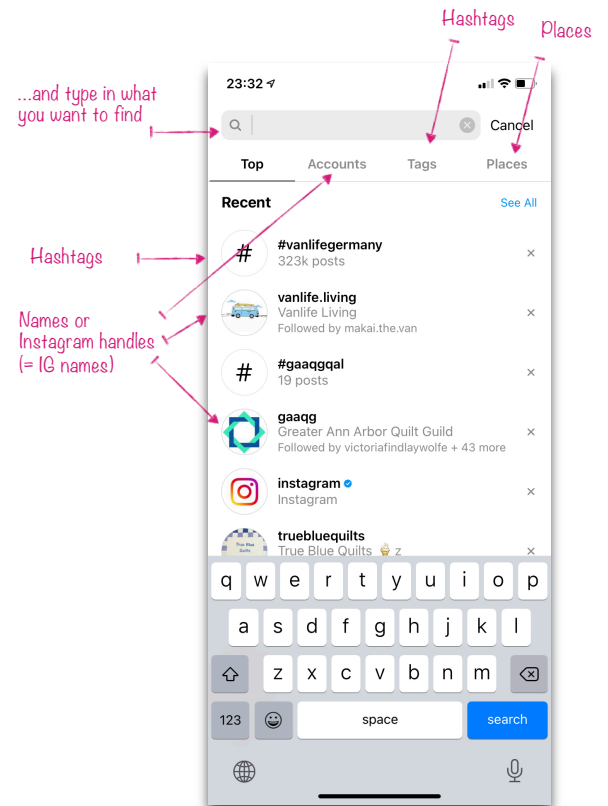
Magnifier first...



Then click here...



...and type in what you want to find



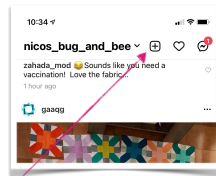
Follow

People or Hashtags


Hit the 'Follow' box
and there you go!



Post Photos or Videos

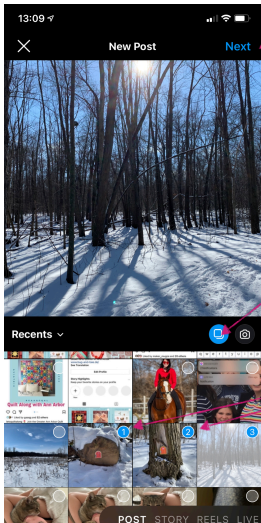


- Hit the „+ in a box“ icon on top of your screen
- Instagram will show you the most recent photos in your photo library.
- You can also choose to take a new photo or video by tapping on “Photo” or “Video” respectively.
- You can post multiple pictures with this icon
- On the bottom, you can slide and choose between POST, STORY, REELS, LIVE
- Choose picture(s) and click „next“ in the top right corner



Next

Post Photos or Videos

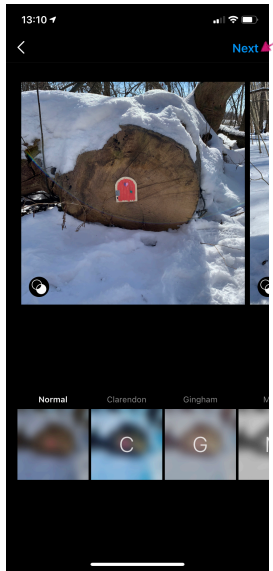


Next

Click to add up to ten pictures

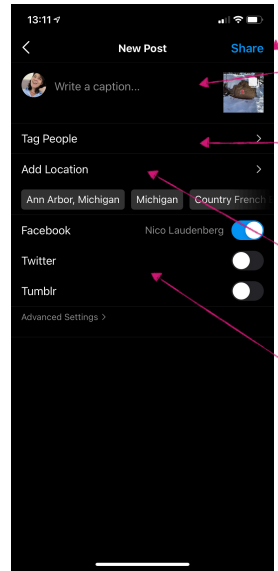
Pictures 1, 2 and 3

Multiple pictures



Next

Use filter and editing functions if needed and/or click „next“ in the top right corner



Share

Add a caption

Tag people (optional) (they will get a notification that they have been tagged)

Add a location (optional)

Post to other accounts (optional)

Revise your picture(s) if you want and hit „share“ in the top right corner and you successfully published your first post, whooot!

Reactions

Messages

